


**ST IVES SCHOOL  
OF PAINTING**

# A SPACE TO CREATE

**2019/20 COURSES**

## COURSE CALENDAR

Our programme is designed so that whatever your interest or experience you will find something that resonates and inspires. Choose from our short courses delivered year round by our team of over twenty artist tutors and while you are here drop into our weekly life class. Alternatively, consider taking your work to the next level with our year long Porthmeor Programme. We add new courses to the programme all the time so do check our website or sign up to our e-newsletter for alerts, so that you don't miss out.

This year we are launching a new way to help you build and maintain your creative momentum even after you return home. On select courses you will have the option to remain connected to your tutor and fellow students via live group tutorials from the comfort of your home. These courses we flag  to highlight a digital follow-up opportunity.

For full course descriptions please see alphabetical listings, page numbers referenced below.

### MAR – APR 2019

March	Wknd	Page	Media
25-28 Getting Started with Mixed Media Landscape	Mon - Thu	14	●
25-27 Turner Sea and Sky	Mon - Wed	21	●
29-31 Three Day Portrait - Full	LW Fri - Sun	27	●
<b>April</b>			
1-3 The Figure and Expression	Mon - Wed	19	●
1-2 Vibrant Still Life in Oils	Mon - Tue	21	●
8-10 Getting Started with Oil Painting	Mon - Wed	14	●
8-10 Where Sea Meets Land - Full	Mon - Wed	21	●
11-12 Love Drawing Landscape	Thu - Fri	16	●
12-14 St Ives Harbour and Town	LW Fri - Sun	26	●
15-17 Expressive Watercolour	Mon - Wed	12	●
15-18 The Art of Keeping it Simple	Mon - Thu	19	●
23-26 Drawing Out Your Voice	Tue - Fri	11	●
23-25 Expressive Still Life	Tue - Thu	12	●
27-28 Ocean and Abstraction	CW Sat - Sun	24	●
29-1 Finding a Viewpoint	Mon - Wed	12	●
29-1 Lanyon's Landscapes	Mon - Wed	16	●



● Acrylic ● Drawing ● Mixed media ● Oils ● Printmaking ● Various ● Watercolour

LW Long Weekender

CW Creative Weekender

 Digital follow-up

## MAY – JUL 2019

<b>May</b>					
2-3	Getting Started with Watercolour		Thu - Fri	15	●
2-3	Where Sea Meets Land		Thu - Fri	21	●
7-10	Contemporary Landscape PLUS 		Tue - Fri	10	●
10-12	Sea and Rocks	LW	Fri - Sun	25	●
13-15	Bonnard and the Electric Light - Full		Mon - Wed	9	●
16-17	Developing Drawing Skills		Thu - Fri	10	●
20-23	Exploring Botanical Forms		Mon - Thu	12	●
20-30	Painting the Tuscan Landscape		Mon - Thu	28	●
20-22	Patrick Heron's Gardens		Mon - Wed	18	●
23-24	Pencil Drawn Portrait		Thu - Fri	18	●
25-26	Discover Painting	CW	Sat - Sun	22	●
27-29	Expressive Landscape in Mixed Media		Mon - Wed	12	●
28-30	Capturing St Ives		Tue - Thu	9	●
31-2	Printing for Painters	LW	Fri - Sun	25	●
<b>June</b>					
1-2	Unlocking Creativity	CW	Sat - Sun	27	●
3-6	Pushing the Boundaries		Mon - Thu	18	●
3-5	The Shape of Landscape		Mon - Wed	21	●
6-7	Painting Landscape with a Palette Knife		Thu - Fri	17	●
7-9	The Sensory Coast	LW	Fri - Sun	27	●
10-11	Be Colour Confident		Mon - Tue	9	●
10-12	Discover Painting		Mon - Wed	10	●
12-14	Painting The Coast Path		Wed - Fri	17	●
17-21	Abstracting the Figure in Paint		Mon - Fri	7	●
17-19	The Drama of Landscape		Mon - Wed	19	●
20-21	Getting Started with Mixed Media Landscape		Thu - Fri	14	●
22-23	Elemental Ocean	CW	Sat - Sun	23	●
24-27	Inspired by Nature		Mon - Thu	15	●
24-28	St Ives Harbour and Town		Mon - Fri	19	●
28-30	Three Day Portrait	LW	Fri - Sun	27	●
<b>July</b>					
1-4	Developing Drawing Skills		Mon - Thu	10	●
1-4	Poetry of Process 		Mon - Thu	18	●
3-5	Painterly Printmaking		Wed - Fri	17	●
5-7	Painting the Rooftops of St Ives	LW	Fri - Sun	24	●
8-10	Dynamic Landscape in Oils		Mon - Wed	11	●
8-10	Expressive Watercolour		Mon - Wed	12	●

## JUL – OCT 2019

11-12	Where Sea Meets Land		Thu - Fri	21	●
13-14	Expressive Watercolour	CW	Sat - Sun	24	●
15-17	Getting Started with Oil Painting		Mon - Wed	14	●
15-18	Approaching Painting		Mon - Thu	8	●
19-21	Ocean and Abstraction	LW	Fri - Sun	24	●
22-24	Drawing Out Your Voice		Mon - Wed	11	●
22-25	Layered Landscape		Mon - Thu	16	●
27-28	The Sensory Coast	CW	Sat - Sun	27	●
29-31	Discover Painting		Mon - Wed	10	●
29-31	Painting Landscape with a Palette Knife		Mon - Wed	17	●

### August

2-4	Lanyon's Landscapes	LW	Fri - Sun	24	●
5-7	Abstract Colour in St Ives		Mon - Wed	7	●
5-7	Patrick Heron's Gardens		Mon - Wed	18	●
9-11	Getting Started with Watercolour	LW	Fri - Sun	24	●
12-14	A New Perspective		Mon - Wed	7	●
12-14	Expressive Still Life		Mon - Wed	12	●
17-18	Love Drawing Landscape	CW	Sat - Sun	24	●
19-21	Ocean and Abstraction		Mon - Wed	16	●
19-21	Painting the Rooftops of St Ives		Mon - Wed	17	●
20-30	Spirit of Tuscany		Tue - Fri	28	●
24-25	The Drama of Landscape	CW	Sat - Sun	26	●
27-29	Exploring Botanical Forms		Tue - Thu	12	●
27-29	Ocean Light and Water		Tue - Thu	16	●

### September

2-5	Down to the Sea Again		Mon - Thu	10	●
2-5	Getting Started with Mixed Media Landscape		Mon - Thu	14	●
9-11	Painting The Coast Path		Mon - Wed	17	●
9-13	Revealing Landscape		Mon - Fri	18	●
13-15	Sea and Rocks	LW	Fri - Sun	25	●
23-25	Turner Sea and Sky		Mon - Wed	21	●
30-2	Inside Outside		Mon - Wed	15	●

### October

3-4	Be Colour Confident		Thu - Fri	9	●
5-6	Elemental Ocean	CW	Sat - Sun	23	●


● Acrylic ● Drawing ● Mixed media ● Oils ● Printmaking ● Various ● Watercolour

LW Long Weekender


CW Creative Weekender

 Digital follow-up

## OCT 2019 – FEB 2020

7-9	Getting Started with Oil Painting		Mon - Wed	14	●
7-10	Contemporary Landscape		Mon - Thu	9	●
10-11	A New Perspective: Landscape and Abstraction		Thu - Fri	7	●
14-17	Layered Landscape		Mon - Thu	16	●
14-17	The Human Touch		Mon - Thu	19	●
18-20	Three Day Portrait	LW	Fri - Sun	27	●
21-23	Where Sea Meets Land		Mon - Wed	21	●
21-24	Inspired by Nature		Mon - Thu	15	●
25-27	Printing for Painters	LW	Fri - Sun	25	●
26-27	Ocean and Abstraction	CW	Sat - Sun	24	●
28-31	Developing Drawing Skills		Mon - Thu	10	●
28-1	Lanyon's Landscapes		Mon - Fri	16	●

### November

1-3	The Drama of Landscape	LW	Fri - Sun	26	●
4-6	Capturing the Clothed Figure		Mon - Wed	9	●
4-7	The Art of Keeping it Simple		Mon - Thu	19	●
11-13	Advancing Your Mixed Media Painting		Mon - Wed	8	●
11-15	Developing Your Portraiture Painting		Mon - Fri	10	●
16-17	Expressive Watercolour	CW	Sat - Sun	24	●
18-22	Artists' Retreat Week		Mon - Fri	8	●
23-24	Drawing Out Your Voice	CW	Sat - Sun	23	●
25-27	Finding a Viewpoint		Mon - Wed	12	●
25-29	Paths to Abstraction		Mon - Fri	17	●


### December

2 - 4	Clarion Calls		Mon - Wed	9	●
-------	---------------	--	-----------	---	---

### January 2020

13-17	Abstracting the Figure in Paint		Mon - Fri	7	●
20-24	St Ives Harbour and Town		Mon - Fri	19	●
25-26	Developing Drawing Skills	CW	Sat - Sun	22	●
27-31	Pushing the Boundaries		Mon - Fri	18	●

### February 2020

3-7	Artists' Retreat Week		Mon - Fri	8	●
10-12	Introduction to Portraiture Painting		Mon - Wed	15	●
10-14	Lanyon's Landscapes		Mon - Fri	16	●
12-14	Painterly Printmaking		Wed - Fri	17	●
15-16	Discover Painting	CW	Sat - Sun	22	●
17-19	Abstract Colour in St Ives		Mon - Wed	7	●
17-19	Representing the Figure in Oils		Mon - Wed	18	●

## FEB 2020 – MAY 2020

21-23	Getting Started with Watercolour	LW	Fri - Sun	24	●
24-26	Warm and Cool		Mon - Wed	21	●

### March 2020

2-4	The Shape of Landscape		Mon - Wed	21	●
2-5	Poetry of Process	📺	Mon - Thu	18	●
6-8	Three Day Portrait	LW	Fri - Sun	27	●
9-11	The Sensory Coast		Mon - Wed	19	●
9-13	Paths to Abstraction		Mon - Fri	17	●
16-18	Finding a Viewpoint		Mon - Wed	12	●
16-19	Getting Started with Mixed Media Landscape		Mon - Thu	14	●
21-22	Love Drawing Landscape	CW	Sat - Sun	24	●
23-25	Painting the Rooftops of St Ives		Mon - Wed	17	●
23-26	Revealing Landscape		Mon - Thu	18	●
30-3	Abstract Art Experience		Mon - Fri	7	●
30-1	Getting Started with Oil Painting		Mon - Wed	14	●

### April 2020

3-5	Printing for Painters	LW	Fri - Sun	25	●
6-8	Capturing St Ives		Mon - Wed	9	●
6-8	Where Sea Meets Land		Mon - Wed	21	●
14-16	Turner Sea and Sky		Tue - Thu	21	●
14-17	Drawing Out Your Voice		Tue - Fri	11	●
20-23	Approaching Painting		Mon - Thu	8	●
20-23	Contemporary Landscape PLUS	📺	Mon - Thu	10	●
27-29	After Matisse		Mon - Wed	8	●

### May 2020

10-20	Spirit of Tuscany		Sun - Wed	28	●
22-1	Painting the Tuscan Landscape		Fri - Mon	28	●

### August 2020

20-30	Spirit of Tuscany		Thur - Sun	28	●
-------	-------------------	--	------------	----	---

## TO BOOK

CALL US ON: 01736 797180

EMAIL: [info@schoolofpainting.co.uk](mailto:info@schoolofpainting.co.uk)

ONLINE: [www.schoolofpainting.co.uk](http://www.schoolofpainting.co.uk)

ALL MATERIALS  
INCLUDED

● Acrylic ● Drawing ● Mixed media ● Oils ● Printmaking ● Various ● Watercolour

LW Long Weekender

CW Creative Weekender

📺 Digital follow-up



## NEW FOR 2019

How do you nurture your creative spirit? At St Ives School of Painting we think it's about creating the space, both emotional and physical. It's when the intimate ambience of the studio, the energy of your peers and the expertise of the tutor come together. This year we have two new ways to help you create and extend this creative space.


The first is the chance to keep enjoying the support of your tutor and fellow students even after the course has ended. Using web-based technology, we can now offer live group tutorials from the comfort of your home. We are starting with courses led by Kerry Harding and planning to extend. Look out for the 📺 icon which highlights a digital follow-up opportunity.

We are also launching our Self Study Studio, pictured above. You can choose to extend your stay in St Ives and work in our new light and airy studio space above the Penwith Gallery just down the road from Porthmeor Studios. Give yourself a mini residency and immerse yourself fully in the St Ives experience. Four shared studio places available to book online or by phone.

### THANK YOU

To everyone who donated to us last year helping keep the future of The School secure. Just adding £5 or £10 when you buy a course all adds up and as a charity we can also gift aid these donations. Special thanks to those who donated more than £50: Carol Candy; Christine Griffiths; Antoinette Salmonson; Peter Weiss and in particular Ronald Viveash (b.1938 – d.2018), a staunch and loyal supporter of the School for many years.





*"This was life-enhancing and beautiful.  
Thank you so much. I will certainly come  
again to next year's courses."*

Carol Jones

## COURSE DETAILS

St Ives School of Painting welcomes students from all around the world and all materials are provided, making your packing easy! We offer quality tuition suitable for all levels, from complete beginners to those with more experience. Class sizes are small, so you receive plenty of 1-1 attention. Our team of tutors are current contemporary artists with a passion for sharing ideas. We have honed our approach to teaching for over 80 years, so we are confident that you will have a memorable experience that lasts a lifetime.

### A New Perspective: Landscape and Abstraction

Camilla Dixon

Explore different ways of viewing, interpreting and expressing your surroundings. Start with experimental drawing outdoors, then back in the studio develop those sketches into abstract pieces. Using a range of media and dimensions this fun course will bring a whole new perspective on the creative process and help liberate your landscape painting. No experience needed, all levels are welcome.

#### Various

**2 days | £185**

10 - 11 Oct 2019

**3 days | £270**

12 - 14 Aug 2019

### Abstract Colour in St Ives

Liz Luckwell

Learn to create striking, bold and contemporary work though structured and guided tuition. Start with exploratory studies in how to balance tone, composition and colour to maximum effect, inspired by the dynamic paintings of Sandra Blow. Working in acrylic paint and collage, learn to create robust, mixed media paintings and build your confidence in approaching abstraction with your own personal approach.

**Mixed Media | 3 days | £270**

5 - 7 Aug 2019 17 - 19 Feb 2020

### Abstract Art Experience

Iain Robertson, Clare Wardman

This mentoring course for practicing artists is led by two highly experienced contemporary, abstract artists. The tutors' expertise in the language of abstract art will provide a productive, critical approach to the development of your practice, through in-depth tutorials and group discussion. Working in a supportive studio environment, you will focus on ideas and processes that enable you to gain understanding and confidence in your own discoveries.

**Mixed Media | 5 days | £445**

30 Mar - 3 Apr 2020

### Abstracting the Figure in Paint

Gary Long, Marion Taylor

Using oils, mixed media and drawing, work from the nude and clothed figure to explore the exciting relationship between abstraction and representation. The work of the Bay Area Figurative movement of 1950's San Francisco is our starting point. Move from the use of a recognisable subject to boldly coloured, abstract arrangements. An ideal course to advance your figure painting whilst exploring both abstraction and representation.

**Oil | 5 days | £465**

17 - 21 Jun 2019 13 - 17 Jan 2020

## Advancing Your Mixed Media Painting

Liz Hough

Feeling frustrated that your paintings aren't quite working and you don't know why? Build your confidence and take your mixed media landscape painting to the next level. Improve your compositions, create layers, understand pictorial planes and create the illusion of space and movement. Learn practical skills and hone your artistic eye so you can breathe new life into your paintings.

**Mixed Media | 3 days | £285**

11 - 13 Nov 2019

## After Matisse

Alice Mumford

Alice Mumford will share with you a process of discovery and exploration, an approach developed for her own painting practice. Matisse transformed his studio into dreamy places, something like a stage set. Based on some of his renowned paintings we will recreate parts of Matisse's studio. By working from the same point of view as Matisse, discover how you too can activate space in your painting.

**Oil | 3 days | £545**

27 - 29 Apr 2020

£150 of your fee on this course, subsidises quality art tuition for local young people. See 'A Creative Gift' P.36 for details.

## Approaching Painting

Liz Luckwell, Marion Taylor

This course is ideal for the beginner and guides you through some of the key materials and methods used by painters. Gather visual information through drawing, then develop your work using tonal studies and simple print making techniques. Progressing into paint, explore the properties and application of both acrylic and oil paint to create informed and individual paintings.

**4 days | £355**

15 - 18 Jul 2019 20 - 23 Apr 2020

## Artists' Retreat Week

Kerry Harding, Ilker Cinarel

Get a fresh perspective on how and why you make art. As part of a small group, reflect on your practice and make new work in an inspiring environment. As well as directed exercises, peer feedback and independent time working in the studio, benefit from an individual private tutorial. In a safe and creative space challenge yourself and progress your practice. Online follow-up tutorials, available as an optional extra.

**Various | 5 days | £465**

18 - 22 Nov 2019 3 - 7 Feb 2020



## Be Colour Confident

Marion Taylor

Understand how to make colour work well for you in a painting. Learn how to harness colour to create strongly composed and beautiful paintings. Starting with a little bit of science to explain what colour actually is, you will then enjoy the practical pleasure of mixing accurately and applying colour successfully in your work.

**Oil | 2 days | £180**

10 - 11 Jun 2019 3 - 4 Oct 2019

## Bonnard and the Electric Light

Alice Mumford

To coincide with 'Bonnard Colour of Memory' at Tate Modern, Alice Mumford will take you on an exploration of light and shade. Learn how Bonnard harnessed the power of shadows. Often his subjects were lit by electric light, creating the equivalent of midday sunshine in the South of France. You will work from a variety of studio interiors lit in the same way.

**Oil | 3 days | £545**

13 - 15 May 2019

£150 of your fee on this course, subsidises quality art tuition for local young people. See 'A Creative Gift' P.36 for details.

## Capturing St Ives

Hilary Jean Gibson

Capture the unforgettable essence of St Ives harbour and town, its buildings, cottages and cobbled streets that have changed little over the centuries. Learn to use the deceptively simple approach of line and wash to capture these locations in situ. Create annotated studies to return to the studio to develop into larger pieces using pen, ink and wash and simple mono printing.

**Various | 3 days | £270**

28 - 30 May 2019 6 - 8 Apr 2020

## Capturing the Clothed Figure in Drawing, Painting and Collage

Camilla Dixon

Liberate your approach to working with the figure. Designed to rapidly sharpen observation, loosen line, build confidence and develop individual style, this course suits the beginner or experienced artist alike. Your tutor Camilla Dixon will share with you the vibrant creative techniques and approaches that saw her work appear in fashion magazines such as Elle UK and Figaro, Italy.

**Mixed Media | 3 days | £285**

4 - 6 Nov 2019

## Clarion Calls - The Palette of Winifred Nicholson

Alice Mumford

The artist Winifred Nicholson beckons us to discard old conceptions that colour must be tacked down to release its true vitality. Learn to liberate colour in your painting on this fast-paced oils course. Work from a studio still life, referencing Winifred Nicholson's colour scale and focusing on her concept of intervals. Unlock a new way of seeing and creating in your painting.

**Oil | 3 days | £545**

2 - 4 Dec 2019

£150 of your fee on this course, subsidises quality art tuition for local young people. See 'A Creative Gift' P.36 for details.

## Contemporary Landscape

Kerry Harding

Learn to use innovative painting exercises both in the studio and out in the landscape. Using unconventional tools and processes you will free up your approach to landscape painting. This is an ideal course for those with some painting experience who are ready to be challenged and stretched in techniques and approaches. Online follow-up tutorials, available as an optional extra.

**Oil | 4 days | £375**

7 - 10 Oct 2019





## Contemporary Landscape PLUS

Kerry Harding

Learn to use innovative painting exercises in our St Ives studio, back in your own home and out in the landscape. Use unconventional tools and processes to free up your approach to landscape painting. Experiment to deepen your understanding of your own personal approach. Before the course starts, work on a creative project and meet fellow students in our virtual studio using online technology. During the course, develop a personal project to continue at home, supported by online group tutorials. An ideal course for those who really want to stay motivated and keep their creative momentum flowing.  
**Oil | 4 days & 3 online tutorials | £495**  
7 - 10 May 2019    20 - 23 Apr 2020

*"Stimulating, challenging, well organised and varied. I was looking for a new direction for my painting and this has given me a plethora of possibilities. Thank you!"*

J. Friskney Adams

## Developing Drawing Skills

Hilary Jean Gibson, Liz Luckwell

Create compelling drawings from observation and give yourself a completely new creative toolbox. Taught in a small group, you will learn techniques to closely observe, as well as respond expressively to the world around you. Unlock the secrets of this timeless medium and develop a new love for drawing that will last you a lifetime.

**Drawing**  
**2 days | £180**    **4 days | £355**  
16 - 17 May 2019    1 - 4 Jul 2019  
28 - 31 Oct 2019



## Developing Your Portraiture Painting

Gary Long, Hilary Jean Gibson

Working from direct observation with a clothed model, move from drawing to painting with gouache and oils. Examine in-depth approaches to portraiture using artists such as Lucian Freud and Stanley Spencer as inspiration. This is an ideal follow up to our Introduction to Portraiture course or if you have some experience in painting and life drawing.

**Oil**  
**5 days | £495**  
11 - 15 Nov 2019

## Discover Painting

Ilker Cinarel

An introduction to using acrylics, an ideal medium if you like to work fast and finish a painting in one sitting. Explore its flexibility and how to colour mix effectively with a limited palette on different surfaces. You will learn simple and dynamic approaches to get you started in a fun and accessible way.

**Acrylic | 3 days | £270**  
10 - 12 Jun 2019    29 - 31 Jul 2019

## Down to the Sea Again

Hilary Jean Gibson

Explore the power of the sea and create your own personal response. Music, poetry and the ocean outside the studio will be your inspiration. Develop skills in drawing, printmaking and painting with gouache through demonstrations and one to ones. The work produced will be brought together into your own artist journal as a permanent record of your creative journey.

**Various | 4 days | £355**  
2 - 5 Sep 2019



## Drawing Out Your Voice

Peter Skerrett

Explore how working in a series, rather than with a single image, can reinvigorate and extend your art practice. Through engaging exercises, discover how to open up new ways to develop images from initial observational sketches into more developed art works. This course will help you to identify your creative voice through drawing and develop it in new and unexpected ways.

**Various**  
**4 days | £355**    **3 days | £270**  
23 - 26 Apr 2019    22 - 24 Jul 2019  
14 - 17 Apr 2020  
**2 days | £185**  
23 - 24 Nov 2019

## Dynamic Landscape in Oils

Ges Wilson

Paint en plein air on the cliffs and beaches around St Ives and explore the mood and elemental energy of place. Start by using oil bars and paints outside then develop work back in the studio with brushes, knives and other tools to explore your expressive mark making. An ideal course to experiment and generate lots of ideas.

**Oil | 3 days | £270**  
8 - 10 Jul 2019



## Exploring Botanical Forms

Hilary Jean Gibson, Liz Luckwell

Explore the wonders of botanical forms from the micro to the macro using drawing and painting. Starting with detailed drawings using academic techniques, such as measuring and composition, you will develop a more fluid, expressive response. The intimate studies of artists like Durer, Karl Blossfeldt's photography and the expressive watercolours and prints of Elizabeth Blackadder will be our starting points.

### Various

**4 days | £355**

20 - 23 May 2019

Hilary and Liz

**3 days | £270**

27 - 29 Aug 2019

Liz

## Expressive Landscape in Mixed Media

Ges Wilson

Draw en plein air on the cliffs and beaches around St Ives, exploring the mood and elemental energy of place. Look at expressive painting from artists past and present to reinvent your drawings and invigorate your mixed media paintings. Respond to direct observation and studies to create a free and intuitive expression of landscape.

**Mixed Media | 3 days | £270**

27 - 29 May 2019

## Expressive Still Life

Gary Long

This course will build your skills and confidence so you can create rich and expressive oil paintings. Learn to capture the shape, colour and essence of a bold, colourful arrangement of seasonal flowers. The tutor will guide you in the use of oils so you develop your own rich painterly style, working on both canvas and board using brush and palette knife.

**Oil | 3 days | £270**

23 - 25 Apr 2019 12-14 Aug 2019

## Expressive Watercolour

Hilary Jean Gibson

Develop a free and fresh approach to painting watercolour, a dynamic and flexible medium. Experiment with different scales and bring in mixed media to loosen up your technique. From studio set-ups and location-based studies you will build skills in applying washes, colour mixing, pattern and texture. An ideal course if you have some experience of using watercolour and want to loosen up your way of working, or equally rewarding for a beginner.

**Watercolour | 3 days | £270**

15 - 17 Apr 2019 8 - 10 Jul 2019

## Finding a Viewpoint

Ilker Cinarel

Every artist sees the world in a unique way. This gives your work a distinctive voice; an individual lens. Identify your creative voice through drawing exercises and an experimental approach to constructing images. You will discover new ways of creating personal, narrative paintings using the environment of St Ives and your own life history as a springboard for powerful art making.

**Mixed Media | 3 days | £270**

29 Apr - 1 May 2019 25 - 27 Nov 2019

16 - 18 Mar 2020

NB Previous title: Painting Your Stories.



*"The studio was great, warm and spacious with brilliant views, but the best thing about the course was the tutors!"*

Kate Mullins



## Getting Started with Mixed Media Landscape

Liz Luckwell, Ges Wilson

Are you new to painting or keen to build your confidence? This course will set you on the path to painting with confidence using a mixed media approach in an expressive way. Learn to incorporate acrylics with simple printmaking and drawing inspired by the stunning landscape around St Ives. You will spend time out in the elements as well as in the studio.

### Mixed Media

**4 days | £355**

25 - 28 Mar 2019

2 - 5 Sep 2019

16 - 19 Mar 2020

**2 days | £185**

20 - 21 Jun 2019

## Getting Started with Oil Painting

Ges Wilson, Greg Humphries

Ideal if you are a total newcomer to oils, we have designed this course to give you the tips and tools you need to get you started. Learn simple and dynamic approaches to painting in oils, responding to landscape as well as working in the studio from still life. This will provide you with a thorough introduction to this versatile and accessible medium.

### Oil

**3 days | £270**

8 - 10 Apr 2019

30 Mar - 1 Apr 2020

Ges Wilson

15 - 17 Jul 2019

7 - 9 Oct 2019

Greg Humphries

## Getting Started with Watercolour

Hilary Jean Gibson

This course covers the basics of this rewarding and beautiful medium. Learn the essential techniques to get you started and understand your materials. Through demonstrations, theory and practice you will develop confidence in essential techniques. A springboard for enjoying this medium to the full and an ideal first step to watercolour painting.

**Watercolour | 2 days | £180**

2 - 3 May 2019

## Inside Outside

Alice Mumford

Artists are fascinated with looking through windows in their work. Vermeer, Pierre Bonnard and Winifred Nicholson each found their own solutions. This course examines the particular challenges with tackling space in paintings and how artists overcome these. Paint from a still life with views of Porthmeor beach and St Ives from the studio windows, working towards completing a single large scale painting in oils.

**Oil | 3 days | £545**

30 Sep - 2 Oct 2019

£150 of your fee on this course, subsidises quality art tuition for local young people. See 'A Creative Gift' P.36 for details.

## Inspired by Nature

Marion Taylor, Liz Luckwell

The forms and beauty of the natural world and the Cornish coastline were a recurrent inspiration for both Barbara Hepworth and Wilhelmina Barns Graham. Delve into the abstracted forms of these two renowned and innovative St Ives Modernist artists. Respond to the same environments that inspired them, including a visit to the Hepworth garden and working from the same rugged landscape.

**Various | 4 days | £355**

24 - 27 Jun 2019 21 - 24 Oct 2019

NB Previous title: Exploring Forms.

## Introduction to Portraiture Painting

Hilary Jean Gibson

This course is an invaluable introduction to drawing and painting the human face, working from direct observation with a clothed model over three days. Initially you will familiarise yourself with the face through drawing, studying anatomy, tone and composition, in pencil. Then use gouache paint to paint monochromatic studies that deepen your understanding of tone and progress to full colour gouache paintings to capture the essence of the sitter.

**Various | 3 days | £325**

10 - 12 Feb 2020



*"Wonderful course, really well-balanced- I feel like I've died and gone to heaven! Thanks SO much. Loved every minute - the detailed drawing, the variety of styles, methods and media; plein air and studio work. Both tutors were reassuring, confidence building and inspirational. I've loved it!"*

Janet Maxwell Stewart

## Lanyon's Landscapes

Liz Hough

Learn the secret of creating lively and contemporary landscapes. You will start by sketching iconic locations around St Ives that inspired Peter Lanyon and countless other artists over the centuries. Transform these sketches into dynamic compositions using paint, mixed media and collage. An ideal course to loosen up your approach and equally rewarding for beginners. The 5 day version of this course includes an additional field trip and a day of self-study in the studio, responding to clear tasks and goals.

### Mixed Media

**5 days | £435**      **3 days | £285**

28 Oct - 1 Nov 2019    29 - Apr - 1 May 2019  
10 - 14 Feb 2020

## Layered Landscape

Hilary Jean Gibson, Ges Wilson

Learn how to build up layers in your landscape painting using the rugged coastline around St Ives as your inspiration. Over four days explore different styles and mediums with two different tutors. Initially create drawings, monochromatic studies and coloured grounds, influenced by weather and atmosphere. Back in the studio, develop an expressive, intuitive response to the landscape with a focus on structure and space.

### Various | 4 days | £365

22 - 25 Jul 2019    14 - 17 Oct 2019

*"I cannot praise St Ives School of Painting enough. Hilary was a brilliant tutor and I felt I grew in confidence and ability. Despite there being several on the course who were very accomplished - I never felt left out and was rewarded with advice and praise."*

Jacqui Beetham

## Love Drawing Landscape

Liz Luckwell

Drawing is the simplest yet the most rich and versatile of mediums. This course on landscape will help you establish a connection between looking and creating, opening up new ways of looking at the world around you. Through experimental exercises in the rugged coastal landscape and in the studio, discover just how rewarding drawing can be.

### Drawing | 2 days | £180

11 - 12 Apr 2019

## Ocean and Abstraction

Ges Wilson

Explore how to convey the ocean with its ever shifting moods and colour. Using painting and abstraction depict your emotional and sensory responses to Porthmeor Beach, just outside our studio. Consider how artists, past and present, have used paint to capture this connection and harness your own memories to create immersive and personal paintings.

### Various | 3 days | £270

19 - 21 Aug 2019

## Ocean Light and Water

Hilary Jean Gibson

The ocean is the rich source of inspiration for this three day course. Learn to capture reflections of light and shadow on wet sand and glistening silver light on the surface of water, using watercolour, inks and acrylic. Give yourself the time and space to reflect on the ocean and it's many moods and meanings, giving you tools and confidence to explore this captivating subject.

### Various | 3 days | £270

27 - 29 Aug 2019

## Painterly Printmaking

Rachael Kantaris

Explore a creative and experimental approach to a variety of printmaking techniques including monoprinting and collagraph. Taught by Rachael Kantaris, a highly experienced print maker and painter, she will share with you the versatility of combining these printing methods. You will work on three print presses in the Porthmeor Print workshop, to create multi-layered painterly prints.

### Printmaking | 3 days | £275

3 - 5 Jul 2019    12 - 14 Feb 2020

## Painting Landscape with a Palette Knife

Gary Long

This is a chance to paint confidently in oils with a palette knife, using source material from the dramatic coastline around St Ives and working in the historic Porthmeor studios. Learn the secrets of harnessing the power of the knife to lift a painting. Through demonstrations and practice, learn to create texture, life and depth to create a dynamic landscape of your own.

### Oil

**2 days | £195**

6 - 7 Jun 2019

**3 days | £285**

29 - 31 Jul 2019

## Painting The Coast Path

Greg Humphries

Sketch and paint the dramatic West Cornwall landscape, accompanied by environmental artist Greg Humphries. Explore the stunning coast path scenery and panoramic estuary views on foot. This course includes the renowned, scenic train journey to Lelant. Mainly working outside, this is a perfect course if you love being creative outdoors and enjoy an expressive approach to making work.

### Various | 3 days | £270

12 - 14 Jun 2019    9 - 11 Sep 2019

## Painting the Rooftops of St Ives

Gary Long

Explore the architecture and landscape of St Ives with waterbased mediums, drawing and oils. Learn to capture vivid visual notes to develop into a small figurative oil painting on the third day. In the spirit of so many artists before, capture your time in St Ives using line, colour and shape.

### Oil | 3 days | £285

19 - 21 Aug 2019    23 - 25 Mar 2020


## Paths to Abstraction

Liz Hough

Explore in depth ways of seeing abstraction in nature and demystify the making of abstract painting. Using a mixed media approach, move from observation to abstraction. Working inside and out, this course gives you a step by step framework to develop your own approach to abstraction and includes an untutored self study day.

### Mixed Media | 5 days | £435

25 - 29 Nov 2019    9 - 13 Mar 2020



## Patrick Heron's Gardens - Form, Colour and Composition

Ges Wilson

Respond to Patrick Heron's early and late garden paintings and his love of Braque, Matisse and Bonnard. Field trips include a trip to Tremenheere Sculpture Garden, with practical and structured learning throughout. It will suit students interested in responding to the natural world and exploring colour, form and abstraction in their painting.

**Mixed Media | 3 days | £270**

20 - 22 May 2019   5 - 7 Aug 2019

## Pencil Drawn Portrait

Hilary Jean Gibson

This two day course will be an opportunity to examine in depth approaches to portraiture. Use rigorous drawing techniques and learn how to render skin tone and likeness. Working from a clothed model over 2 days you will examine the visual language of renowned portrait artists working from direct observation.

**Drawing | 2 days | £195**

23 - 24 May 2019

## Poetry of Process

Kerry Harding

Have you ever found that the best work you do is from a happy accident? Harness and recreate those unexpected moments as part of your creative toolkit. Through exercises, one to ones and demonstrations develop your ideas by experimenting with new techniques that focus on the act of painting itself. Online follow-up tutorials, available as an optional extra.

**Oil | 4 days | £375**

1 - 4 Jul 2019

## Pushing the Boundaries

Kerry Harding, Marion Taylor

This dynamic course explores the boundaries between representation and abstraction. Extend your painting vocabulary through a series of structured exercises and explore the manipulation of paint and image in a fun and experimental way. Enjoy the freedom to experiment and challenge yourself in a well-resourced and supportive atmosphere.

**Oil**

**4 days | £375**

3 - 6 Jun 2019

**5 days | £455**

27 - 31 Jan 2020

## Representing the Figure in Oils

Gary Long

Learn how to capture the human figure in oil paint working directly from the model. An ideal course for those who would like to take their figure drawing into paint. Working with a model every day, there will be a mix of tutor demonstrations, group instruction and personal tuition. You will consider tone, perspective, palette, and composition to enable you to create a compelling figure painting.

**Oil | 3 days | £325**

17 - 19 Feb 2020

## Revealing Landscape

Kerry Harding, Amy Albright

Learn to create enigmatic paintings inspired by landscape. Use oil paint with fresh and fluid methods that reveal and respond to traces of marks and colour. Two artist tutors will show you how to enjoy the process of layering, erasing and exposing in an organic and exciting way. It is a great opportunity to build your confidence using oils, loosen up and widen your painting repertoire.

**Oil**

**4 days | £395**

23 - 26 Mar 2020

**5 days | £475**

9 - 13 Sep 2019

## St Ives Harbour and Town

Liz Hough

The winding cobbled streets, whitewashed cottages and iconic harbour of St Ives have captivated artists for centuries. Learn a contemporary, fast and effective approach to capturing this special place. Experiment with a process of layering collage with painting, inspired by artists like Terry Frost, so you can rapidly create an impressive and evocative work. One of the days will be a self-study day with clear tasks and goals.

**Mixed Media | 5 days | £435**

24 - 28 Jun 2019   20 - 24 Jan 2020

## The Art of Keeping it Simple

Marion Taylor, Liz Luckwell

Many artists have used the still-life genre as a successful vehicle to experiment and develop their ideas. In this course, students will consider the deceptively simple still-life paintings of renowned British Modernists, Ben Nicholson and William Scott, who created innovative, powerful works by reducing subject and content to its essentials. Learn to create dynamic paintings by focusing on simple forms, considered composition and a limited colour palette.

**Oil | 4 days | £355**

15 - 18 Apr 2019   4 - 7 Nov 2019

## The Drama of Landscape

Greg Humphries

Work outside in the wild rocky landscape of West Penwith, described by Barbara Hepworth as "...truly grand country...very fertile. Unconquerable and strange, and my God how sculptural!". Field trips in this dramatic landscape will be taken on two of the days, with remaining time spent in the studio transforming notes and sketches into a more considered piece.

**Various | 3 days | £270**

17 - 19 Jun 2019

## The Figure and Expression

Gary Long

The course will help you create colourful, intuitive, expressive paintings of the figure. Starting with a day of drawing from both the nude and the clothed model, you will move on to explore how to use intuitive colour and distortion to create your own striking painting in oils. You will learn from demonstrations, exercises, individual feedback and watching the artist tutor working.

**Oil | 3 days | £285**

1 - 3 Apr 2019

## The Human Touch

Marion Taylor, Liz Luckwell

Discover how to capture the essence of a figure in a relaxed and experimental atmosphere. Learn immediate, direct ways to approach the human form and how to incorporate the figure into more substantial or narrative paintings, working from a live model. This is an opportunity for those who enjoy drawing the figure to explore new materials and stimulating approaches.

**Various | 4 days | £355**

14 - 17 Oct 2019

NB Previous title: Experimental Figure.

## The Sensory Coast

Greg Humphries

Explore the coastal environment of St Ives using all your senses. Take a step beyond the visual, into the instinctive, sensory and abstract world of art making. Drawing and painting exercises and experiments on the beautiful beaches and cliffs outside our studio will expand your visual vocabulary, enabling you to create artwork that powerfully connects to the coastal elements.

**Various | 3 days | £270**

9 - 11 Mar 2020





*"I am a total beginner. I was literally afraid of oil painting. Marion opened the door to set free my imagination and produce works I never dreamed possible. I am thrilled."*

Jose Mejia

## The Shape of Landscape

Ilker Cinarel

The sculptural forms of the Cornish coast will be the inspiration for this course - the shapes and structures carved by centuries of Atlantic weather. Investigate the quality of landscape forms, and the interplay between line and form, referencing the drawings of great British Modernists such as Barbara Hepworth, Henry Moore and Naum Gabo. Learn to look deeply at the sculptural qualities of landscape to create dynamic paintings.

**Acrylic | 3 days | £270**

3 - 5 Jun 2019 2 - 4 Mar 2020

## Turner Sea and Sky

Hilary Jean Gibson

Explore techniques to capture the elemental power of the sea, inspired by JMW Turner, the pre-eminent painter of water. His rapidly made and highly expressive studies, known as colour "beginnings", reveal fresh and immediate approaches to using watercolour. Learn to create vibrant watercolours, denote the sky, sea and beach and animate and transform unadulterated colour into a boundless seascape.

**Watercolour**

**3 days | £275**

25 - 27 Mar 2019 23 - 25 Sep 2019  
14 - 16 Apr 2020

## Vibrant Still Life in Oils

Emma McClure

Capture the essential nature of a subject in a fresh way and create a simple still life in oils. Learn to combine vibrant colour with playful compositions, with tips on using drawing to plan your painting. This is an ideal course if you are new to painting or just want guidance on how to bring colour and life into your work.

**Oil | 2 days | £195**

1 - 2 Apr 2019

## Warm and Cool

Alice Mumford

Many artists including Bonnard and Chardin have used warm and cool colours to create a sense of light, compositional contrast and atmosphere. Cool whites surrounded by warm elements can structure the painting and give them drama and depth. Learn to harness this simple but vital approach to create compelling paintings in oils.

**Oil | 3 days | £545**

24 - 26 Feb 2020

£150 of your fee on this course, subsidises quality art tuition for local young people. See 'A Creative Gift' P.36 for details.

## Where Sea Meets Land

Gary Long

Using an expressive approach in oils, capture the dramatic encounter between the sea and the land. Observe and sketch the coastline around St Ives, learning how to work with gouache to make annotations on colour and weather. Back in the studio develop these into lively and dramatic oil paintings. You will gain confidence in using tools, techniques and a limited palette to capture drama and movement.

**Oil**

**2 days | £195**

2 - 3 May 2019  
11 - 12 Jul 2019

**3 days | £285**

8 - 10 Apr 2019 - Full  
21 - 23 Oct 2019  
6 - 8 Apr 2020





# FANCY A WEEKEND IN ST IVES? CREATIVE WEEKENDERS

Short on time or juggling commitments? Why not join us just for the weekend or for a long weekend starting Friday. We finish at 3.30pm on Sunday in time to catch the train home.

Work in a small group, in our studio overlooking Porthmeor beach. If you're escaping London for a creative retreat you can hop on the newly revamped Riviera Express sleeper on Friday night and arrive Saturday morning.

## Developing Drawing Skills CREATIVE WEEKENDER

Liz Luckwell

Create compelling drawings from observation and give yourself a completely new creative toolbox. Taught in a small group, you will learn techniques to closely observe and respond to the world around you. Unlock the secrets of this timeless medium and develop a new love for drawing that will last you a lifetime.

**Drawing | 2 days | £180**

25 - 26 Jan 2020

## Discover Painting CREATIVE WEEKENDER

Ilker Cinarel

An introduction to using acrylics, an ideal medium if you like to work fast and finish a painting in one sitting. Explore its flexibility and how to colour mix effectively with a limited palette on different surfaces. You will learn simple and dynamic approaches to get you started in a fun and accessible way.

**Acrylic | 2 days | £180**

25 - 26 May 2019   15 - 16 Feb 2020

## Drawing Out Your Voice CREATIVE WEEKENDER

Peter Skerrett

Explore how working in a series, rather than with a single image, can reinvigorate and extend your art practice. Through engaging exercises, discover how to open up new ways to develop images from initial observational sketches into more developed art works. This course will help you to identify your creative voice through drawing and develop it in new and unexpected ways.

**Various | 2 days | £185**

23 - 24 Apr 2019

## Elemental Ocean CREATIVE WEEKENDER

Amy Albright

Explore how you can convey the elemental nature of the sea with its ever-shifting moods and colours. Capture your emotive as well as visual responses to the Atlantic Ocean situated just outside our studio. Using acrylics and oils in expressive and gestural ways, learn techniques that will enable you to create layers, depth and emotion in your paintings.

**Various | 2 days | £195**

22 - 23 Jun 2019   5 - 6 Oct 2019



## Expressive Watercolour CREATIVE WEEKENDER

Hilary Jean Gibson

Develop a free and energetic approach to painting with watercolour to depict land, sky and boundless seascapes. Experiment with different scales using mixed media to loosen up your technique. Build your skills in applying washes, pattern, texture and colour mixing. This is an ideal course if you are a beginner to watercolour or just want to loosen up your way of working.

**Watercolour | 2 days | £180**

13 - 14 Jul 2019   16 - 17 Nov 2019

## Getting Started with Watercolour LONG WEEKENDER

Hilary Jean Gibson

This course covers the basics of this rewarding and beautiful medium. Learn the essential techniques to get you started and understand your materials. Through demonstrations, theory and practice you will develop confidence in essential techniques. A springboard for enjoying this medium to the full and an ideal first step to watercolour painting.

**Watercolour | 3 days | £270**

9 - 11 Aug 2019   21 - 23 Feb 202

## Lanyon's Landscapes LONG WEEKENDER

Liz Hough

Learn the secret of creating lively and contemporary landscapes. You will start by sketching iconic locations around St Ives that inspired Peter Lanyon and countless other artists over the centuries. Transform these sketches into dynamic compositions using paint, mixed media and collage. An ideal course to loosen up your approach and equally rewarding for beginners.

**Mixed Media | 3 days | £285**

2 - 4 Aug 2019

## Love Drawing Landscape CREATIVE WEEKENDER

Liz Luckwell

Drawing is the simplest yet the most rich and versatile of mediums. Focusing on landscape, develop a connection between looking and creating and open up new ways of looking at the world around you. Through experimental exercises in the rugged coastal landscape and in the studio, you will discover just how rewarding drawing can be.

**Drawing | 2 days | £180**

17 - 18 Aug 2019   21 - 22 Mar 2020

## Ocean and Abstraction CREATIVE & LONG WEEKENDER

Ges Wilson

Explore how to convey the ocean with its ever shifting moods and colour. Using painting and abstraction, depict your emotional and sensory responses to Porthmeor Beach, just outside our studio. Consider how artists, past and present, have used paint to capture this connection and harness your own senses and memories to create immersive and personal paintings.

**Various**

**2 days | £180**

27 - 28 Apr 2019

26 - 27 Oct 2019

**3 days | £270**

19 - 21 Jul 2019

## Painting the Rooftops of St Ives LONG WEEKENDER

Gary Long

Explore the architecture and landscape of St Ives with waterbased mediums, drawing and oils. Learn to capture vivid, visual notes to develop into a small, figurative oil painting on the third day. In the spirit of so many artists before, capture your time in St Ives using line, colour and shape.

**Oil | 3 days | £285**

5 - 7 Jul 2019



*"Lovely to walk into a light filled studio, sea in the background and a riot of flowers."*

Susan Wells

## Printing for Painters LONG WEEKENDER

Liz Luckwell, Mary Crockett

A rare opportunity to work with tutors from both the St Ives School of Painting and Porthmeor Print Workshop. Translate visual information gathered in the landscape into multi layered prints using mono printing and drypoint, including time creating work on one of three presses. You will enjoy this course if you love the simplicity and immediacy of print, an approach that will also benefit and inspire your painting.

**Print Making | 3 days | £275**

31 May - 2 Jun 2019   25 - 27 Oct 2019

3 - 5 Apr 2020

## Sea and Rocks LONG WEEKENDER

Ashley Hold

Take advantage of our location and use the sea and the rocks along the rugged edges of St Ives for your inspiration. Learn the techniques you need to compose fresh and lively studies in oils, capturing colour, movement and texture. Working directly from observation explore the tension between reality, pictorial composition and imagination to help create a compelling painting.

**Oil | 3 days | £270**

10 - 12 May 2019   13 - 15 Sep 2019





## St Ives Harbour and Town LONG WEEKENDER

Liz Hough

The winding cobbled streets, whitewashed cottages and iconic harbour of St Ives have captivated artists for centuries. Learn a contemporary, fast and effective approach to capturing this special place. Experiment with a process of layering collage with painting, inspired by artists like Terry Frost, so you can rapidly create an impressive and evocative work.

**Mixed Media | 3 days | £285**

12 - 14 Apr 2019

## The Drama of Landscape CREATIVE & LONG WEEKENDER

Greg Humphries

Work outside in the wild, rocky landscape of West Penwith, described by Barbara Hepworth as "...truly grand country...very fertile. Unconquerable and strange, and my God how sculptural!". Considerable time will be spent out in this dramatic landscape (weather permitting), with remaining time spent in the studio transforming notes and sketches into a more considered piece.

**Various**

**2 days | £180**

24 - 25 Aug 2019

**3 days | £270**

1 - 3 Nov 2019

## The Sensory Coast CREATIVE & LONG WEEKENDER

Greg Humphries

Explore the coastal environment of St Ives using all your senses. Take a step beyond the visual, into the instinctive, sensory and abstract world of art making. Drawing and painting exercises and experiments on the beautiful beaches and cliffs outside our studio will expand your visual vocabulary, enabling you to create artwork that powerfully connects to the coastal elements.

**Various**

**2 days | £180**

27 - 28 Jul 2019

**3 days | £270**

7 - 9 Jun 2019

## Three Day Portrait LONG WEEKENDER

Ashley Hold

Respected portrait artist Ashley Hold believes the first requirement for making a portrait is the ability to draw and paint what you see, as truthfully as you can. This course aims to give you a toolkit of methods to help you develop the ability to make a portrait, but which you can also use in any figurative work. Acrylic paint is an ideal learning medium because any mistakes can be rapidly and easily painted over.

**Acrylic | 3 days | £295**

28 - 30 Jun 2019

18 - 20 Oct 2019

6 - 8 Mar 2020

*"Ilker has been a fantastic course leader, and his course was a real joy. I didn't want it to be over! He is generous, insightful and encouraging. I'm excited to be brave with making art."*

Dinah Mason

## Unlocking Creativity CREATIVE WEEKENDER

Ilker Cinarel

An opportunity to create artwork that explores a personal response to the world around you and your own creativity. A series of fun, stimulating exercises that will enable you to generate ideas and develop imagery. You will be encouraged to be creative and brave, with the freedom to choose the media which best suits your individual work. Ideal for those with experience or beginners open to an experimental approach.

**Mixed Media | 2 days | £180**

1 - 2 Jun 2019



## COURSES IN ITALY 2019/20

Join St Ives School of Painting on a field trip to Tuscany, Italy. Follow in the footsteps of many of the St. Ives Modernists who fell in love with this magical landscape. Our experienced tutors work with you in the inspirational setting of the Verrocchio Art Centre, forming part of the fortified walls of the charming hilltop village of Casole d'Elsa. We will be extending the opportunity to access these field trips in 2020, with two chances to experience the Tuscan Spring tutored by either Gary Long or Liz Hough, as well as the late Summer trip, with tutoring from Liz.

With six days of intensive tuition, there is also time to work self-directed in the spacious studios. Enjoy exploring the surrounding area and take the opportunity to visit San Gimignano and Siena. In the evening savour the views and authentic Italian food and wine on the terrace while discussing ideas and art with new friends. Packages inclusive of meals, accommodation and transfers are available via Verrocchio at approx. £100 per night. Contact the art centre's office in Bristol on 0117 3304973, [www.verrocchio.co.uk](http://www.verrocchio.co.uk).

### Painting the Tuscan Landscape

Gary Long

Spring is a beautiful time of year to capture the Tuscan landscape. Use sketchbooks to capture areas of interest in the natural landscape and vibrant Italian life and architecture. Back in the studio develop gouache studies into oil paintings. There will be six days of tuition. On other days, students can work self-directed in the spacious studio or enjoy the surrounding area.

**Oil | 11 days | £485**

20 - 30 May 2019   22 May - 1 Jun 2020

### Spirit of Tuscany

Liz Hough

Get truly immersed in the spirit of Tuscany on this field trip to Italy. Absorb the vibrant Siennese colours and explore an expressive approach to landscape and place. Develop your ideas using drawing, collage and acrylics to experiment and explore. Loosen up your painting and find your personal response to the stunning landscape and medieval townscape surrounding the centre.

**Mixed Media | 11 days | £485**

20 - 30 Aug 2019   10 - 20 May 2020  
20 - 30 Aug 2020

*"Great food, beautiful setting, the centre was so characterful and unique. Lots of laughs and Liz's teaching was superb and challenging."*

Sandy

## MEET OUR TUTORS

Our team of tutors are practicing artists. Their tutoring is rooted in their own personal passions and interests. They all have an enthusiasm to share their knowledge, experience and insights with you. We create a nurturing environment that will also challenge you to get the most out of your time with us. Tutors structure your day with demonstrations, observation and experimentation. Tuition is tailored to you and your group, meaning everyone gets a chance to develop their own personal approach as well as enjoy learning alongside peers.

### Alice Mumford

The school of painting is an oasis; a place to share ideas, enthusiasm and adventures into painting. Teaching has helped me to translate my thoughts and reflections about art into practical courses. In doing this I have learnt so much and shared in that adventure. It's an opportunity to pass on the wonderful sense of being part of a bigger "family" of painters.

Alice's paintings are characterised by lively and immediate surfaces. Vibrant colour is balanced and composition considered, but not forced. Strong abstract qualities within the negative space suggest intrigue. Soft edges shimmer, yet the object remains defined and tactile. The works have a dreamlike, almost ghostly quality to them as they evoke a connection with memories and past lives. The feeling of a moment interrupted.

**Richard Selby, Director, The Redfern Gallery**



### Amy Albright

My approach to teaching is to share all, to demonstrate my unique way of painting in layers and share my love for paint and it's never ending possibilities. It's all about the process, experimenting and those happy accidental discoveries. St Ives School of Painting is very special, with stunning inspiration on the doorstep and an aura of creativity in the studios that is contagious.

I paint in a very intuitive way, responding to the unpredictability of using oil paint in a fluid, playful manner. Drawn to areas where land and water meet, I travel, take photos and research but my imaginary abstract landscapes form only when the act of painting begins; by layering paint glazes, pouring, imprinting and accentuating previous marks.





## Ashley Hold

I have been teaching drawing and painting for over 13 years, from secondary school level to undergraduate and postgraduate level. I have observed how students struggle with certain aspects of drawing and painting and have developed my teaching practice to deal with these 'obstacles' to learning. My artistic practice and my teaching practice are bound together in a symbiotic relationship.

I am primarily concerned with drawing and painting aspects of the world around me. I have always been committed to working directly from observation, continually revising and re-working in an attempt to resolve the tension between a commitment to visual fact and a concern for pictorial structure. I am usually drawn to subjects that present great difficulties, both practical and aesthetic.



## Camilla Dixon

My tutoring is a constantly evolving project. It supports my creative work as it requires that I not only understand my processes but can apply them in a way that is useful to other people in their quest for creative flow. Harnessing a fluid and responsive working method, can address all sorts of practical or emotional obstacles that students face. It can be quite literally life-changing. I have delivered courses for twenty years for BA and MA students all over the UK, from Glasgow School of Art to The Royal College of Art.

The subject matter in my own work can be anything in the visual field – observed and simplified through drawing, remembered and abstracted through painting, and developed into an image or object through endless re-arrangement of materials and waiting; allowing time for the scraps to find their place and purpose.



## Claire Wardman

Through the School of Painting, creative minds come together to learn, share experiences and ideas. As artist/tutor, a strong, professional empathy is essential to the courses I 'build' for those already engaged in their creative thinking and practices. Teaching is more a dialogue, an inclusive process of respect for each artists', individual communication, development and talents in visual art.

I trained in Fine Art Painting and Drawing, my post-graduate research explores the notion of fragment and site in architectural weathering. From these disciplined and interrogative approaches, I embrace the intuitive and non-predictive facets of the 'messy' and playful parts to 'thinking in making'. My passion is for the materials I use and the complexities of my haptic knowledge and visual understanding.



## Emma McClure

The courses I teach are structured to give the students an experience of developing a painting that is similar to my own approach. In this way, I aim to impart my knowledge of painting built up over many years of practice as a painter. It is always interesting to see the paintings produced by the students during a course and I often find I learn something new too.

The landscape of West Penwith provides plenty of inspiration. I often draw outside, usually choosing animals in fields, farms, flora and fauna as subjects. Or, I might work from a still life in my studio. Whatever the subject, the process of observing and recording as a starting point is the same and the paintings develop from these drawings and my memory of the subject.



## Gary Long

After many years as an illustrator I taught on the BA Illustration course at Falmouth University. In 2011 I began teaching at St Ives School of Painting. I deliver courses involved with the figure, still life and landscape. My practice as a painter feeds into the teaching, often through demonstrations. The school is wonderful - the history the ethos and most of all the people.

I am a figurative painter making images concerned with the coast, sea, sky, weather and the impressions they leave as well as the human figure. After studying at Birmingham College of Art and Manchester College of Art, I spent many years as an illustrator working for international clients in advertising and publishing in UK and North America. My paintings are exhibited across the UK and internationally.



## Ges Wilson

I am happy in places where 'wild' might be possible: hiking, sailing, surfing in Cornwall and travels like Cape York and the Australian rainforest. Work starts intuitively in the environment, developing in the studio as experiential memory evokes physical actions in paint, interpreting my 'own landscape' of felt elements and energy in a space and time.

Much as I love sometimes solitary spaces on land or sea, there is joy in shared experiences and social engagement. Teaching is for me a fertile and at times surprising exchange of individual searches for meaning, challenges and growth, both about art and environment, so continues to be an important part of my practice.






## Greg Humphries

I try to connect people to their environment with my art. I started out as a landscape painter, but it was only through undertaking a masters degree in 2009 that I realised the best way to connect people to their environment was to take them into that environment and get them to make the art! This is now the core of my practice and through my work I specialise in outdoor education and woodland management.

My sculptures are the result of many traditional processes and knowledge absorbed from travels in the Amazon & the Arctic, as well as Europe and the British Isles. I gather the raw materials myself and use these traditional skills over many days to create the finished piece.



## Hilary Jean Gibson

In 1995 I became a tutor at St Ives School of Painting. Offering inspiration through my passion for drawing, water-based media and art history I strive to liberate a creative vision through direct observation and en plein air. My fascination in old buildings with a story to tell connects me to the studio's historic narrative. Working in the space can feel like being inside one of my own drawings.

My passion for drawing and perspective evolved at Saint Martins. This experience, along with a fascination for narrative and history, inspired me to explore the space between fact and fiction whilst Artist in Residence at Godolphin and Treliassick N.T. I relish watercolour painting atop a windy cliff or drawing interiors in cold, dark, old buildings. Currently I'm creating a book inspired by the Leach Pottery.



## Iain Robertson

As an Artist/Tutor creating courses for the School, I draw from my own experience and questioning of my own practice. I try to open up a way into contemporary abstraction for practitioners who come prepared to engage with sometimes difficult concepts and hopefully take away ideas and more questions for their own practice. We can all benefit from being in this space together.

Chance as an inevitable event through the painting process and as a planned strategy, in picture making. Gravity, pouring, gesture, intention and no intention. Music and music memory informing attitude and style a formal approach to abstraction helping to find a more emphatic use of my developed abstract language. Continuing to explore new narratives in colour and shape.



## Ilker Cinarel

I love sharing my knowledge and life experiences with others. My unique approach is to try to create individual, authentic voices in the curriculum within a conceptual and non-conceptual framework. It's great to be part of an historical, internationally renowned school.

My multifaceted practice incorporates artworks that embrace both contemporary and traditional processes, painting, drawing, sculpture, film, and performance with the juxtaposition of materials, forms and processes blurring past, present and future.



## Kerry Harding

'Giving permission' and 'making transparent' is what I try to do every time I teach. This inevitably leads to the reward of witnessing a small epiphany or pivotal direction change in a student's approach. I enjoy teaching at the school as it has no set 'school' approach, each course is put together and taught from the tutors own practice. This has the benefit of enabling me to be both tutor and student within this process.

The fields, footpaths, horizons, trees and seas I see again and again day after day. These are the motifs I repeat, rework, destroy and process. The manipulation of paint and the subtle surprises achieved through a cycle of putting on and taking off is what facilitates my surreal recreation of a place. Half remembered, half imagined, familiar places.



## Liz Hough

Through my teaching, especially mentoring on the year long Porthmeor Programme, I have made my own connections with the inspirations that come from St Ives School of Painting helps students develop their own practice with the emphasis on finding their own voice. Being part of this process, I am proud of the journey individuals make.

Making work in the Modern British Tradition I take inspiration from landscape around my home in West Penwith and time spent living and studying in rural Italy. Working in acrylics, oils, collage and painted papers I take simple shapes, abstracted from nature, and arrange them into strong compositions. Interpreting ideas of place, in this way, I capture the essence of these rugged, rural spaces.



## Liz Luckwell

Linking my method to the landscape, I take students on Porthmeor Beach to make experimental drawings in the sand, bringing them back to some of mankind's first marks and symbols. My teaching is grounded in an understanding for people and their desire to learn. I feel I have a genuine understanding of how nervous and apprehensive prospective students can sometimes be and am able to help them relax and enjoy being creative.

Overlooking Hayle Estuary, with its industrial working history and old harbour walls, I often use these textures and structures for inspiration. Drawing underpins my method of working. I let images emerge from the process, pushing the materials to their limits, sometimes using 3D and malleable metals where I score, stamp and stress with wax, thus producing Verdigris effects.



## Marion Taylor

I have enjoyed tutoring at St Ives School of Painting, to all ages and abilities, for about 27 years. Teaching has always gone hand in hand with creating my own work, as I find sharing ideas and techniques stimulating and rewarding. My approach has been to give students the confidence to develop their skills, to think for themselves and so extend their visual language and find their own path.


Recently I have been introducing figurative elements into my painting, while very much retaining the abstract sensibility so important to the essence of my practice. The work has often been about layers, sometimes with representational images (both painted and my photographs) glimpsed through passages of expressive paint handling. The love of paint and its manipulation allows the process to lead the way.



## Mary Crockett

I have been teaching for over twenty years and enjoy seeing people's excitement when they can make printmaking their own. I teach by demonstrating techniques. I think this is the most direct way to pass on practical skills. Teaching for The School is satisfying because print can be treated as part of general practice, not as a separate entity.

Printmaking has been a major part of my practice for most of my working life. Although I trained as a painter, I have always used print as well. For me, there is no separation between them – I work on plates, transferring drawing and colour through the press, or directly on paper or canvas - sometimes combining the two.



## Peter Skerrett


I enjoy the intensity of the workshops that I'm invited to run here at The School. A group of artists can produce such an incredible body of work in just a few days. This really inspires my own practice. The energy helps me to see and notice more when I'm out and about in Cornwall to bring these observations back to the studio.

After a career as a set designer for the theatre and as an Architect, I now have my own practice as an artist in my studio at Potager Garden in Cornwall which I co-founded in 2001. Three years ago I was awarded a fellowship at the Florence Academy of Art where I learnt the sight size method of drawing which I now apply in my teaching.



## Rachel Kantaris

Due to the nature of printmaking, the courses I run are for relatively small groups. This allows for a high level of support so I can tailor the processes to suit individual artists' ideas. I am very hands on, teaching through demonstrations, but within this structure, encourage students' freedom in the way they apply these techniques to their own practice. I'm dynamic in my teaching methods and always have lots of fun. I find it incredibly exciting and enjoy the adventure of such a productive and creative environment.



My own practice is split between etching and painting. My multi plate etchings involve a process of layering, stripping back, editing and adding again which is also how I paint. It's as much a process of unearthing an image as it is building it up. This push and pull is both exciting and torturous. I hope my work has a physical presence which although autonomous, is still firmly rooted in a sense of place or a tangible experience.

## Steve Dove

As a tutor in the art of drawing I guide a student to find their unique physical and psychological line as well as learning to look and see clearly and meaningfully the visual elements around them. With these skills, the act of observation, memory and attitude are transformed via the eye, mind and hand into original, graphic images.

My work is to do with establishing an emotional relationship with aspects of visual language and bringing together my graphic, figural drawing with abstract painted surfaces. The use of line, colour, pattern and texture, whilst a visual sensation, is by way of simulation in two dimensions, also a translation into an illusion of the tactile sensation of touch.





# A CREATIVE GIFT

Every time you choose to come and study here with us you give a young person the gift of a space to create. Your fees, as well as generous donations, help fund our Porthmeor Young Artists programme.

Since 2017 we have worked with 120 teenagers with 69 achieving the nationally recognised Bronze, Silver and Gold Arts Award qualifications. These young artists have experienced something unique. They have worked in our historical studios, enjoyed tuition by practicing artists using professional materials. Most importantly they feel like real artists and part of an art community.

Your course fees helped run weekly after school clubs, a fortnightly young artists group open to all teens in Cornwall and a Sunday Kids Art Club for children aged 7-12. A subsidised Summer Culture Camp enabled children to work with us and Leach



*“School doesn’t really have the space or materials for art. Let alone the time – even if you choose art as an option you only get 1 hour a fortnight”; “I love being at the School of Painting making art. A place especially for it”*

Pottery. Cornwall College brought students to us to experience life drawing, increasing their skills and confidence. Our young artists really stretched themselves in Summer 2018, producing their own Pop Up Young Artists Festival developing their youth leadership skills. Mentored by arts professionals, they did everything, from making the posters to curating and hanging their artwork.

Your donations ensure so we can continue this valuable work. You can opt to donate when you buy a course online or visit the Support Us page on our website. You can also contact Jane at the School office on 01736 797180 or email [jane@schoolofpainting.co.uk](mailto:jane@schoolofpainting.co.uk). You could also think about us in your will. A bequest will help us run our programme for future generations. Just use the details below.

**Charity name:**

St Ives School of Art  
Working name St Ives School of Painting

**Registered Address:**

St Ives School of Painting,  
Porthmeor Studios,  
Back Road West,  
St Ives, TR26 1NG.

**Registered charity no:**

1146825

Thank you to our funders who have helped make all this happen; Wilhelmina Barns Graham Trust, St Ives Rotary, Arts Council England; West Cornwall Youth Trust and all those who attended a course with Alice Mumford.

# PORTHMEOR PROGRAMME™ 1 YEAR COURSE

Take risks and experiment, gain confidence and move your work to the next level.



The Porthmeor Programme gives you a unique chance to find and develop your own creative voice over one year. Making is at the heart of it. We combine professional guidance and support from 1-1 tutorials with your lead artist, with practical making workshops with guest artists. We take just 18 students each year split into two groups. The small group size means a luxurious amount of tutor time, alongside a close, supportive peer group. Many students go on to exhibit together and establish valuable long term networks. Going into its sixth year, 90 people have now graduated from the programme.

Our tutors have honed the process of helping you take those critical steps to achieve your ambitions as an artist and shape your practice. Delivered over nine weekends, students travel from across the UK and fit the programme around other commitments.

Applications for Spring 2020 open in August 2019.

**Want to know more?**

Call us on: 01736 797180 or visit our website. [www.schoolofpainting.co.uk](http://www.schoolofpainting.co.uk)





## GENERAL INFORMATION

- Most courses run 10 – 4.30 on the first day and 9.30 – 4 thereafter.
- Weekend courses start at 10am on the first day but vary thereafter. Please see website for details.
- All materials are included in day courses.
- For a list of ideas on where to stay, please visit the accommodation page on our website.
- Our Porthmeor studio is wheelchair friendly with a lift.

## SUMMER WORKSHOPS

A 3 hr taster of our longer courses suitable for all levels. 17 July – 30 August.

### Adults £40

10am-1pm Wednesday, Thursday, Friday  
2pm-5pm Thursday

### Young People £30

10am – 1pm Thursday 7-12 yrs  
2pm – 5pm Thursday 13+ yrs

## ST IVES FESTIVAL 14 - 28 SEPT

3 hr workshops morning and afternoon, Mon – Fri

## LIFE DRAWING CLASSES

Our first class was established more than 30 years ago. Today our tutored figure classes are ideal for those wanting to learn and improve, build a portfolio or for beginners who would like to just have a go.

### Thursday 7.30 - 9.30pm

### Saturday 10am - 12.30pm and 1.30pm - 4pm

Book in advance to be sure of a space. We cap numbers to make the studio a comfortable space to work in and at busy times often have to turn people away. **Beginners are very welcome.**

£18/£9 members

## BOOKING INFO

Please use our secure online booking facility at [www.schoolofpainting.co.uk](http://www.schoolofpainting.co.uk) or call the office on 01736 797180

## GIFT VOUCHERS

Give a memorable experience to creative friends and family or put it on your wish list!

From £10 and valid for 18 months; vouchers can be posted or sent electronically.

# ST IVES SCHOOL<sup>™</sup> OF PAINTING

**St Ives School of Painting** Porthmeor Studios,  
Back Road West, St Ives, Cornwall TR26 1NG.  
Tel: 01736 797180 | [info@schoolofpainting.co.uk](mailto:info@schoolofpainting.co.uk)

Registered charity no: 1146825 Registered company no: 7871063